



### District Report Card: 2017


<b>State:</b> Uttarakhand	<b>District:</b> Udham Singh Nagar
<b>Class:</b> 5	<b>Subject:</b> Language
<b>Schools:</b> 61	<b>Students:</b> 1116


### Participation/Coverage


#### Students

<div>GENDER</div> <div></div>	Boys		Girls	
	Number	%	Number	%
	492	44.09	624	55.91

<div>AREA</div> <div></div>	Rural		Urban	
	Number	%	Number	%
	926	82.97	190	17.03

<div>CATEGORY</div> <div></div>	SC		ST		OBC		GEN	
	Number	%	Number	%	Number	%	Number	%
	430	38.53	26	2.33	548	49.10	112	10.04

<div>CWSN</div> <div></div>	LD	VI	HI	S&LD	ID	Oth
	0	0	0	0	1	1

<div>Management</div> <div></div>	Government		Government-aided	
	Number	%	Number	%
	1032	92.47	84	7.53

### Average Performance of Students in Language (%)

Overall	Gender		Area		Management		Social Group			
	Male	Female	Rural	Urban	Govt.	Aided	SC	ST	OBC	GEN
65.09	65.33	64.90	65.21	64.53	65.23	63.41	64.95	54.36	65.11	68.04

## Performance on Learning Outcomes (LOs)

Learning Outcomes	Description	Average Performance(%)
L504	Reads and comprehends independently storybooks, news items/ headlines, advertisements etc.	58.17
L508	Reads text with comprehension, locates details and sequence of events	68.55

Range of Performance of Students who Answered Correctly							
Below 30%		30% - 50%		50% - 75%		Above 75%	
Number	%	Number	%	Number	%	Number	%
72	6.45	215	19.27	443	39.70	386	34.59

## Lowest Performing Learning Outcomes (LOs)

- 1 - Reads and comprehends independently storybooks, news items/ headlines, advertisements etc. (58.17)
- 2 - Reads text with comprehension, locates details and sequence of events (68.55)